



PARTNERS IN PREVENTION · PARTNERS IN PREVENTION · PARTNERS IN PREVENTION · PARTNERS IN PREVENTION

# Portable Fire Extinguishers

A fire can burn out of control in just 30 seconds and destroy everything you own.

Fire extinguishers are a vital component of your loss prevention program. Choosing the right classification, size and location is critical.

Fire extinguishers have three main classifications or ratings that indicate the type of fire they will extinguish. All ratings are shown on the extinguisher faceplate; some extinguishers are marked with multiple ratings such as BC and ABC. These extinguishers are capable of putting out more than one class of fire.

The key points to remember about fire extinguishers are:

- They should be selected based on the class of fire you need to extinguish (see description below), the potential size of the fire and the maximum floor area per extinguisher.
- They should be located along normal paths of travel, mounted on a wall and not be obstructed from view. Fire extinguisher signs should be placed above the extinguisher and in clear view.
- They should be kept fully charged and in their designated places.
- Employees should receive regular training in fire extinguisher use.
- A qualified fire extinguisher service company should be consulted regarding selecting, placement and servicing of your fire extinguishers.
- They should be inspected and serviced annually. A tag should be attached to the fire extinguisher by the servicing company indicating the date and service performed.

## To operate an extinguisher:

Remember the acronym, **P.A.S.S.**

- P** - Pull the pin
- A** - Aim extinguisher nozzle at the base of the flames
- S** - Squeeze trigger while holding the extinguisher upright
- S** - Sweep the extinguisher from side to side, covering the area of the fire with the extinguishing agent







## Partners In Prevention

At Federated Insurance, we believe Loss Prevention is a critical component of your Risk Management Program. Your Risk Services Coordinator together with our Loss Prevention Team is available to assist you in this area. Working together to reduce your loss exposures protects your bottom line!

Federated provides this Loss Prevention Bulletin as a service to our policyholders and their business advisors. The information provided is intended to be general in nature, and may not apply in your province. The advice of independent legal or other business advisors should be obtained in developing forms and procedures for your business. The recommendations in this bulletin are designed to reduce the risk of loss, but should not be construed as eliminating any risk or loss.



**Knowing your business matters.**

		<p>Class A: Ordinary combustibles or fibrous material such as wood, paper, cloth, rubber and some plastics Class A fire extinguishers are usually water based.</p>
		<p>Class B: Flammable or combustible liquids such as gasoline, kerosene, paint, paint thinners and propane</p>
		<p>Class C: Energized electrical equipment such as appliances, computers, panel boxes and power tools There is no numerical rating.</p>

Federated Insurance has fire extinguisher signs available free of charge to display next to a fire extinguisher to highlight the location.



To order them, visit [www.federated.ca](http://www.federated.ca) and follow the links to the loss prevention portal and the order materials section:



Or, call our loss prevention dept. toll free 1-800-665-1934.

For more information, contact your Risk Services Coordinator, our Loss Prevention Department at 1-800-665-1934, or visit our website at [www.federated.ca](http://www.federated.ca)